

Math Camp 2019 - Probability*

Created by James Banovetz

Modified by Woongchan Jeon

Department of Economics, UC Santa Barbara

August 24, 2019

1. Sets

- (a) Aside. The main objective of a statistician is to draw conclusions about a population of objects by conducting an experiment. The first step is to identify the possible outcomes.
- (b) Definition. The set, S , of all possible outcomes of a particular experiment is called the sample space for the experiment.
- (c) Definition. An event, A , is any collection of possible outcomes of an experiment, that is any subset of S .
- (d) Definition. Let S be the sample space, i.e., the set of all elements under consideration. Let A and B be sets contained in S . Then:
- If every point in A is also in B , then A is a **subset** of B , denoted $A \subset B$
 - The **empty set** contains no points, denoted \emptyset
 - The **union** of A and B is the set of points in A , B , or both, denoted $A \cup B$
 - The **intersection** of A and B is the set of points in both A and B , denoted $A \cap B$
 - The **complement** of A is the set of elements in S but not in A , denoted A^c
 - If A and B have no points in common, they are **disjoint** if $A \cap B = \emptyset$
- (e) Theorem (CB THM 1.1.4). For any sets A , B , C , and $\{E_i\}_{i=1}^{\infty}$ defined on the sample space S :
- Commutativity: $A \cup B = B \cup A$
 $A \cap B = B \cap A$
 - Associativity: $A \cup (B \cup C) = (A \cup B) \cup C$
 $A \cap (B \cap C) = (A \cap B) \cap C$
 - Distributive Laws: $A \cap (B \cup C) = (A \cap B) \cup (A \cap C)$ and $A \cap (\bigcup_{i=1}^{\infty} E_i) = \bigcup_{i=1}^{\infty} (A \cap E_i)$
 $A \cup (B \cap C) = (A \cup B) \cap (A \cup C)$ and $A \cup (\bigcap_{i=1}^{\infty} E_i) = \bigcap_{i=1}^{\infty} (A \cup E_i)$
 - DeMorgan's Laws: $(A \cup B)^c = A^c \cap B^c$ and $(\bigcup_{i=1}^{\infty} E_i)^c = \bigcap_{i=1}^{\infty} E_i^c$
 $(A \cap B)^c = A^c \cup B^c$ and $(\bigcap_{i=1}^{\infty} E_i)^c = \bigcup_{i=1}^{\infty} E_i^c$

*These lecture notes are drawn principally from *Statistical Inference*, 2nd ed., by George Casella and Roger L. Berger. The material posted on this note is for personal use only and is not intended for reproduction, distribution, or citation.

(f) Definition. Given a sample space S , a σ -algebra on S is a collection $\mathcal{B} \subset 2^S$ such that \mathcal{B} is nonempty and \mathcal{B} is

- i. closed under complements ($E \in \mathcal{B} \Rightarrow E^c \in \mathcal{B}$)
- ii. closed under countable unions ($E_1, E_2, \dots \in \mathcal{B} \Rightarrow \bigcup_{i=1}^{\infty} E_i \in \mathcal{B}$)

Remark

- i. $S \in \mathcal{B} \quad \because E \in \mathcal{B} \Rightarrow E^c \in \mathcal{B} \Rightarrow E \cup E^c \in \mathcal{B}$
- ii. $\emptyset \in \mathcal{B} \quad \because S \in \mathcal{B} \Rightarrow S^c \in \mathcal{B} \Rightarrow S^c = \emptyset \in \mathcal{B}$
- iii. \mathcal{B} is closed under countable intersections.

Proof. Suppose $E_1, E_2, \dots \in \mathcal{B}$. $\bigcap_{i=1}^{\infty} E_i = \bigcap_{i=1}^{\infty} (E_i^c)^c = (\bigcup_{i=1}^{\infty} E_i^c)^c \in \mathcal{B}$ □

(g) Example. Consider the sample space $S = \{1, 2, 3\}$. One sigma algebra is known as the trivial sigma algebra, given by $\{\emptyset, S\}$. The one we'll typically be concerned with is $\mathcal{B} = \{\text{all subsets of } S\}$, i.e., the power set of S . In this case, there are $n = 3$ elements, so there are $2^3 = 8$ subsets, the collection of which forms the sigma algebra \mathcal{B} :

$$\begin{array}{ccc} \{1\} & \{1, 2\} & \{1, 2, 3\} \\ \{2\} & \{1, 3\} & \emptyset \\ \{3\} & \{2, 3\} & \end{array}$$

This ties into what follows, as we will be concerned with assigning probabilities to every set in the power set (e.g., what's the probability of 1, of 2, of 1 and 2, etc.).

2. Probabilities

(a) Definition. A measure μ on S with σ -algebra \mathcal{B} is a function $\mu : \mathcal{B} \mapsto [0, \infty)$ such that

- i. $\mu(\emptyset) = 0$
- ii. (Countable Additivity) $\mu(\bigcup_{i=1}^{\infty} E_i) = \sum_{i=1}^{\infty} \mu(E_i)$ for any $E_1, E_2, \dots \in \mathcal{B}$ where $E_i \cap E_j = \emptyset \quad \forall i \neq j$.

(b) Definition. A probability measure is a measure \mathbb{P} on S with σ -algebra \mathcal{B} such that $\mathbb{P}(S) = 1$.

(c) Theorem. If \mathbb{P} is a probability measure on S with σ -algebra and A and B is any set in \mathcal{B} , then

- i. $\mathbb{P}(A) \leq 1$
- ii. $\mathbb{P}(A^c) = 1 - \mathbb{P}(A)$
- iii. $\mathbb{P}(B \cap A^c) = \mathbb{P}(B) - \mathbb{P}(A \cap B)$
- iv. $\mathbb{P}(A \cup B) = \mathbb{P}(A) + \mathbb{P}(B) - \mathbb{P}(A \cap B)$
- v. If $A \subset B$, then $\mathbb{P}(A) \leq \mathbb{P}(B)$

(d) Example. Suppose we have a fair coin. Then the sample space is $S = \{H, T\}$ (i.e., heads or tails). If we define heads and tails to each have a probability of one-half, then:

- i. $\mathbb{P}(H) = \mathbb{P}(T) = \frac{1}{2} \geq 0$
- ii. $\mathbb{P}(S) = 1$ (i.e., the probability we get heads, tails, both, or neither, is equal to 1)
- iii. $\mathbb{P}(H \cup T) = \frac{1}{2} + \frac{1}{2}$

3. Counting

(a) Aside. A topic intimately related to the basics of probability theory is the idea of counting. When trying to calculate something like $\mathbb{P}(A)$, we can theoretically follow simple steps:

- i. List each element in our set S
- ii. Assign probabilities to elements in S
- iii. Define A to be a set of elements in S
- iv. Sum the probabilities in each event in A

This is easy to do with something like coin-flipping, but in practice can be vastly more difficult. We'll cover four basic scenarios and the associated formulas.

(b) Theorem. If there are k groups with the i th group containing n_i elements for groups $i = 1, \dots, k$, then there are $n_1 \times n_2 \times \dots \times n_k$ ways to form k -tuples containing one element from each group. This is known as the fundamental theorem of counting.

(c) Example. Suppose that license plates are created using three letters (A-Z) followed by four numerical digits (0-9). If repeated letters/digits are allowed, how many distinct license plates are there?

$$26 \times 26 \times 26 \times 10 \times 10 \times 10 \times 10 \approx 175 \text{ million}$$

(d) Definition. The **factorial** of a natural number $n \in \mathbb{N}$ is the production of all natural numbers less than or equal to n , that is,

$$n! = n \times (n - 1) \times (n - 2) \times \dots \times 2 \times 1 = \prod_{i=1}^n i$$

(e) Aside. There are four canonical ways of counting the total number of possibilities N when there are n items from which to choose and we are choosing r times.

i. **Ordered, Without Replacement** (also known as a **permutation**)

$$N = P_r^n = \frac{n!}{(n - r)!}$$

ii. Example. Padlock "Combinations". Simple padlocks feature 40 digits, requiring three distinct digits in the proper order to unlock. How many possible padlock "combinations" are there?

$$N = 40 \times 39 \times 38 = \frac{40!}{37!} = 59,180$$

iii. **Ordered, With Replacement**. This corresponds the fundamental theorem of counting, where $n_i = n_j$ for all i and j .

$$N = n^r$$

iv. Example. Recall our license plates example from before. Some states give trucks only numerical digits, where duplicates are allowed but order matters. If a license plate has six numerical digits (0-9), how many different truck license plates are there?

$$N = 10^6 = 1,000,000$$

v. **Unordered, Without Replacement** (also known as a **combination**)

$$N = C_r^n = \binom{n}{r} = \frac{n!}{(n-r)!r!}$$

vi. Example. Suppose you have 5 positions in your PhD program, but 30 applicants. How many different incoming classes could you select?

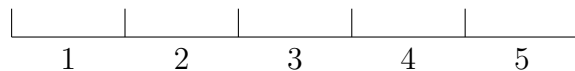
$$N = \binom{30}{5} = \frac{30!}{(25!)(5!)} = 142,506$$

vii. **Unordered, With Replacement**

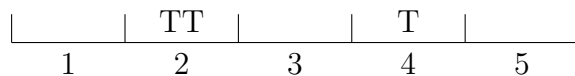
$$N = \frac{(n+r-1)!}{(n-1)!r!} = \binom{n+r-1}{r}$$

viii. Example. Suppose we have five potential job sites, enumerate 1-5, and three identical trucks (in the sense that it does not matter which truck goes to which site, what matters is the number of trucks that end up at a site). If multiple trucks can be sent to the same site, how many different assignments are possible?

- Think about the 5 sites as “bins,” numbered 1 through 5

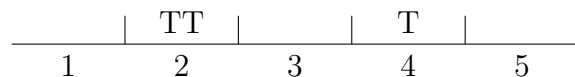


- Imagine trucks can go to different sites, e.g.:



This would correspond to two trucks at site 2 and one at site 4 (alternatively, this could be thought of as the outcome where two 2’s are drawn and one 4 is drawn).

- Think of each bin “wall” and each truck as an element to be ordered. Note that the first and last walls are “immobile”, so we’ll forget them:



This corresponds to the ordering *WTTWWTW*.

- Now we have seven total positions. If they were distinct elements, we’d have $7!$ possibilities. Walls and Trucks are indistinguishable from other walls and trucks, respectively, so we need to divide out the redundancies:

$$N = \frac{7!}{4!3!} = \binom{7}{3}$$

which corresponds to our formula for unordered, with replacement, when we have five objects, picking three!

These tools are helpful when a sample space S is finite and all outcomes are equally likely. If there are n elements in $S = \{s_1, \dots, s_n\}$ and $P(s_i) = 1/N$, then for a set of outcomes A :

$$\mathbb{P}(A) = \frac{\# \text{ of elements in } A}{\# \text{ of elements in } S}$$

This idea was and is a building block of probability theory.

(f) Example. Now, assume that the n units are volunteers to receive the treatment.

- Given any $i \in \{1, \dots, n\}$, $D_i = 1$ if treated, and $D_i = 0$ otherwise.
- Let (D_1, \dots, D_n) be a vector stacking the treatment indicators of all units.
- Treatments have capacity constraints and (D_1, \dots, D_n) can take $\binom{n}{n_1}$ values.
- Random assignment of treatment (Full randomization)

We say that treatment is randomly assigned if (D_1, \dots, D_n) are random variables, and if for any vector of n numbers $(d_1, \dots, d_n) \in \{0, 1\} \times \dots \times \{0, 1\}$ such that $\sum_{i=1}^n d_i = n_1$,

$$\mathbb{P}(D_1 = d_1, \dots, D_n = d_n) = \frac{1}{\binom{n}{n_1}}$$

- Random assignment generates uniform treatment probabilities across units

If full randomization is satisfied, then for every $i \in \{1, \dots, n\}$, $\mathbb{P}(D_i = 1) = \frac{\binom{n-1}{n_1-1}}{\binom{n}{n_1}} = \frac{n_1}{n}$

4. Conditional Probabilities and Independence.

- (a) Aside. Once we've established the basics of probability theory, we can start thinking about how to update and fold new information into the probabilities. To formalize the notion of updating via new information, we think about conditional probabilities.
- (b) Definition. If A and B are events in S , and $\mathbb{P}(B) > 0$, then the **conditional probability** of A given B , denoted $\mathbb{P}(A|B)$, is defined as

$$\mathbb{P}(A|B) = \frac{\mathbb{P}(A \cap B)}{\mathbb{P}(B)}$$

Remark Given $B \in \mathcal{B}$ such that $\mathbb{P}(B) \neq 0$, $\mathbb{P}(\cdot|B) : \mathcal{B} \rightarrow [0, \infty)$ is a probability measure on S with σ -algebra \mathcal{B} .

- (c) Example. Suppose we toss a fair six-sided die once. What is the probability that we observe a 1, given that we observe an odd number?

$$\mathbb{P}(\text{odd}) = 1/2 \quad (\text{three odds out of six})$$

$$\mathbb{P}(1 \text{ and an odd}) = 1/6 \quad (\text{one 1 out of six total})$$

$$\mathbb{P}(\text{one}|\text{odd}) = \frac{\mathbb{P}(\text{one and an odd})}{\mathbb{P}(\text{odd})} \quad (\text{by def. of cond. prob.})$$

$$\mathbb{P}(\text{one}|\text{odd}) = \frac{1/6}{1/2} = 1/3$$

- (d) Definition. Two events A and B in S are said to be **independent** if and only if we have one of three equivalent conditions:
- $\mathbb{P}(A|B) = \mathbb{P}(A)$
 - $\mathbb{P}(B|A) = \mathbb{P}(B)$
 - $\mathbb{P}(A \cap B) = \mathbb{P}(A)\mathbb{P}(B)$

- (e) Bayes' Rule. (CB THM 1.3.5). Let A and B be events in a sample space S . Then the following relationship holds between conditional probabilities:

$$\mathbb{P}(A|B) = \frac{\mathbb{P}(B|A) \cdot \mathbb{P}(A)}{\mathbb{P}(B)}$$

- (f) Bayes' Rule. Let A_1, A_2, \dots be a partition of the sample space, and let B be any set. Then for each $i = 1, 2, \dots$,

$$\mathbb{P}(A_i|B) = \frac{\mathbb{P}(B|A_i) \cdot \mathbb{P}(A_i)}{\sum_{j=1}^{\infty} \mathbb{P}(B|A_j) \cdot \mathbb{P}(A_j)}$$

- (g) Example. Consider testing for the presence of a disease. The test is very accurate in the sense that if a patient has the disease, the test always comes back positive, i.e., $\mathbb{P}(\text{positive}|\text{disease}) = 1$. Sometimes the test is inaccurate, however, in the sense that the test gives a false positive (a positive value when a person doesn't have the disease) with probability 0.005, i.e., $\mathbb{P}(\text{positive}|\text{no disease}) = 0.005$. If the probability of having the disease is 0.001, i.e., $\mathbb{P}(\text{disease}) = 0.001$, what is the probability a patient has the disease, given they have a positive test? By our law of total probability, we know that:

$$\begin{aligned} \mathbb{P}(\text{positive}) &= \mathbb{P}(\text{disease})\mathbb{P}(\text{positive}|\text{disease}) + \mathbb{P}(\text{no disease})\mathbb{P}(\text{positive}|\text{no disease}) \\ &= 0.001 * 1 + 0.999 * 0.005 = 0.005995 \end{aligned}$$

Then by Bayes' rule, we have that:

$$\begin{aligned} \mathbb{P}(\text{disease}|\text{positive}) &= \mathbb{P}(\text{positive}|\text{disease}) \frac{\mathbb{P}(\text{disease})}{\mathbb{P}(\text{positive})} \\ &= 1 * \frac{0.001}{0.005995} \approx 0.1668 \end{aligned}$$

- (h) Aside. This problem, posed to people untrained in probability theory, generates inaccurate answers (usually in the neighborhood of 95% rather than a guess in the area of 1/6). In behavioral economics and psychology, this is known as base rate neglect or the base rate fallacy.
- (i) Example.

If full randomization is satisfied, then for every $i \neq j$, $\mathbb{P}(D_i = 1 \wedge D_j = 1) = \frac{\binom{n-2}{n_1-2}}{\binom{n}{n_1}} = \frac{n_1}{n} \cdot \frac{n_1-1}{n-1}$.

$$\mathbb{P}(D_i = 1 \wedge D_j = 1) \neq \mathbb{P}(D_i = 1) \cdot \mathbb{P}(D_j = 1) \quad \text{and} \quad \mathbb{P}(D_i = 1 | D_j = 1) \neq \mathbb{P}(D_i = 1)$$

The intuition is that if $D_j = 1$, D_i is less likely to be equal to 1 than if $D_j = 0$: in the first case, there are only $n_1 - 1$ seats for treatment left for $n - 1$ units, while in the second case there are n_1 seats for treatment left for $n - 1$ units.

5. Random Variables and Distribution Functions

- (a) Definition. A **random variable** $X : S \rightarrow \mathbb{R}$ is a function that maps a sample space S onto the real numbers. (Domain/Codomain/Range)

Remark A real-valued function of X is a composite function that maps S onto \mathbb{R} . Let $g : A \rightarrow \mathbb{R} \ni X(S) \subset A$. Then $g \circ X : S \rightarrow \mathbb{R}$ is defined as follows:

$$\text{For any } \omega \in S, \quad g \circ X(\omega) = g(X(\omega))$$

- (b) Example. For die rolls, we can define the set $\{1, 2, 3, 4, 5, 6\}$ as the events in the sample space, then define the random variable X as

$$X = \begin{cases} 1 & \text{if we observe an even value} \\ 0 & \text{if we observe an odd value} \end{cases}$$

- (c) Aside. Further, we can define a probability function over the random variables. If $X = x_i$ if and only if we observe an outcome in $\omega \in S$ such that $X(\omega) = x_i$, then

$$P_X(X = x_i) = \mathbb{P}(\{\omega \in S | X(\omega) = x_i\})$$

From our example above, $P(X = 1) = 1/2$, where our set of ω are $\{2, 4, 6\}$. Note that we need to be careful with our notation—for unrealized values of a random variable, an uppercase is used (e.g., X). For realized outcomes, we use lower case (e.g., x).

If $\mathcal{X} = \{x : x = X(\omega) \text{ for some } \omega \in S\}$ is uncountable, then for any $A \in \mathcal{X}$,

$$P_X(X \in A) = \mathbb{P}(\{\omega \in S | X(\omega) \in A\})$$

- (d) Definition. The **cumulative distribution function** or **cdf** of a random variable X , denoted $F_X(x)$, is defined as

$$F_X(x) = P_X(X \leq x), \quad \text{for all } x \in \mathbb{R}$$

- (e) Example. Consider the experiment where we're tossing a coin twice, and our RV is $X =$ the number of heads. Then the cdf of X is

$$F_X(x) = \begin{cases} 0 & \text{if } -\infty < x < 0 \\ \frac{1}{4} & \text{if } 0 \leq x < 1 \\ \frac{3}{4} & \text{if } 1 \leq x < 2 \\ 1 & \text{if } 2 \leq x < \infty \end{cases}$$

- (f) Theorem (CB THM 1.5.3). The function $G(x)$ is a CDF if and only if it satisfies three conditions:

i. $\lim_{x \rightarrow -\infty} G(x) = 0$ and $\lim_{x \rightarrow \infty} G(x) = 1$

ii. $G(x)$ is a nondecreasing function of x

iii. $G(x)$ is right-continuous (i.e., for every number x_0 , $\lim_{x \downarrow x_0} G(x) = G(x_0)$)

- (g) Definition. The random variables X and Y are **identically distributed** if, for every set $A \in \mathcal{B}^1$, $P_X(X \in A) = P_Y(Y \in A)$. In other words:

$$X \text{ and } Y \text{ are identically distributed} \iff F_X(x) = F_Y(x) \quad \forall x$$

- (h) Definition. A random variable X is **continuous** if $F_X(x)$ is a continuous function of x . A random variable is **discrete** if $F_X(x)$ is a step function of x .

- (i) Example. Consider a simple CDF for a continuous random variable (this is from an exponential distribution):

$$F_X(x) = \begin{cases} 0 & \text{if } x < 0 \\ 1 - e^{-x} & \text{if } x \geq 0 \end{cases}$$

Similarly, consider the CDF for a discrete Bernoulli random variable (a single 0 or 1, where 1 occurs with probability p):

$$F_X(x) = \begin{cases} 0 & \text{if } x < 0 \\ 1 - p & \text{if } 0 \leq x < 1 \\ 1 & \text{if } 1 \leq x < \infty \end{cases}$$

- (j) Definition. The **probability mass function** (or pmf) of a discrete random variable X is given by $f_X(x) = P_X(X = x)$ for all x .
- (k) Example. Suppose you're betting on who wins opening week this NFL season. If you're guessing based on a total lack of knowledge, the probability you're correct on any given game is $1/2$. If there are 16 games, what's the probability you'll get x games correct?

You have sixteen guesses, each with a probability of $1/2$ being correct: if you get x correct, each with probability $1/2$, that will give something like:

$$\left(\frac{1}{2}\right)^x$$

Further, you get $16 - x$ incorrect, each with probability $(1 - 1/2)$. Combined with the above, we can think about something like:

$$\left(\frac{1}{2}\right)^x \left(1 - \frac{1}{2}\right)^{16-x}$$

However, there are "16 choose x " ways for you to get your x guesses correct. Thus:

$$P_X(X = x) = \binom{16}{x} \left(\frac{1}{2}\right)^x \left(1 - \frac{1}{2}\right)^{16-x}$$

It turns out that this is an example of the binomial distribution. with $n = 16$ and $p = 1/2$.

- (l) Definition. The **probability density function** (or pdf) of a continuous random variable X is given by $f_X(x)$, where

$$\int_{-\infty}^x f_X(t)dt = F_X(x) \quad \forall x$$

Further, note that if $f_X(x)$ is continuous, then $\frac{d}{dx}F_X(x) = f_X(x)$ by the fundamental theorem of calculus.

- (m) Fundamental Theorem of Calculus.

Let $f : [a, b] \rightarrow \mathbb{R}$ be integrable on $[a, b]$ and let $F : [a, b] \rightarrow \mathbb{R}$ satisfy the conditions

- i. F is continuous on $[a, b]$, and
- ii. F is differentiable on (a, b) and $F'(x) = f(x) \forall x \in (a, b)$.

Then $\int_a^b f(x)dx = F(b) - F(a)$.

- (n) Example. The PDF for a uniform $[0, 1]$ variables is:

$$f_X(x) = \begin{cases} 0 & \text{if } x < 0 \\ 1 & \text{if } 0 \leq x \leq 1 \\ 0 & \text{if } x > 1 \end{cases} \quad \text{or} \quad f_X(x) = 1 \cdot \mathbf{1}\{0 \leq x \leq 1\}$$

- (o) Theorem. A function $f_X(x)$ is a pdf or pmf of a random variable X if and only if

- i. $f_X(x) \geq 0$ for all x
- ii. $\sum_x f_X(x) = 1$ or $\int_{-\infty}^{\infty} f_X(x)dx = 1$

- (p) Aside. The **support** is the subset of the domain of $f_X(x)$ where the function is strictly positive. Elsewhere, $f_X(x)$ takes on a value of zero. In the previous example, the support is $[0, 1]$. For the standard normal, the support is $(-\infty, \infty)$. *Always* remember to include the support when writing down PDFs, as it becomes extremely important when calculating moments, transforming variables, etc. etc.

6. Transformations

(a) Aside. We're frequently more interested in the distribution of functions of random variables than in the parent distributions themselves. If X is a random variable, we often want to go about finding the distribution of $g(X)$. This leads us to the concept of transformations.

(b) Definition. Let X be a random variable with CDF $F_X(x)$. Then a function of X , $Y = g(X)$ is also a random variable, known as the **transformation** of X . Moreover, For any set A ,

$$P_Y(Y \in A) = P_Y(g(X) \in A) = P_X(X \in g^{-1}(A))$$

which defines the probability distribution of $Y = g(X)$.

(c) Example. Let X be a discrete random variable following a binomial distribution, i.e.,

$$f_X(x) = \binom{n}{x} p^x (1-p)^{n-x}, \quad x = 0, 1, \dots, n$$

where n is a positive integer and $p \in [0, 1]$. Consider the random variable $Y = g(X)$, where $g(X) = n - X$. We can rearrange to get $X = n - Y$. Using the definition above, we can find the PMF of Y :

$$\begin{aligned} f_Y(y) &= P_Y(Y = y) && (Y \text{ is discrete}) \\ &= P_Y(n - X = y) && (\text{by def. of } Y) \\ &= P_X(X = n - y) && (\text{rearranging}) \\ &= f_X(n - y) && (\text{by def. of the PMF}) \\ &= \binom{n}{n - y} p^{n-y} (1-p)^{n-(n-y)} && (\text{plugging in values}) \\ f_Y(y) &= \binom{n}{y} (1-p)^y p^{n-y}, \quad y = 0, 1, \dots, n && (\text{simplifying}) \end{aligned}$$

Note the switch in the combination; recall our counting definitions for a justification. Thus, the transformation of X also has a binomial distribution.

(d) Aside. While this can be a straightforward exercise for discrete random variables (although it may not always be this easy), we will spend more time dealing with transformations of continuous random variables during the first year. For univariate transformations, we can follow a few simple steps to get our transformation, using the definition of the transformation:

- i. Let U be a function of Y , i.e., $U = g(Y)$
- ii. Consider the probability that $U \leq u$
- iii. Substitute in $g(Y)$ for U and isolate Y (pay attention to supports)
- iv. Go from probabilities to CDFs
- v. Differentiated w.r.t. u to find $f_U(u)$

- (e) Example. Consider a random variable Y with CDF $F_Y(y)$ and support $(-\infty, \infty)$. We can find an expression for $f_U(u)$, where $U = Y^2$:

$$\begin{aligned}
 P(U \leq u) &= P(Y^2 \leq u) && \text{(plugging in for } U\text{)} \\
 &= P(-\sqrt{u} \leq Y \leq \sqrt{u}) && \text{(isolating } Y\text{)} \\
 &= F_Y(\sqrt{u}) - F_Y(-\sqrt{u}) && \text{(by our properties of CDFs)} \\
 f_U(u) &= \left(\frac{1}{2\sqrt{u}}\right) f_Y(\sqrt{u}) + \left(\frac{1}{2\sqrt{u}}\right) f_Y(-\sqrt{u}) && \text{(differentiating w.r.t. } u\text{)} \\
 &= \left(\frac{1}{2\sqrt{u}}\right) [f_Y(\sqrt{u}) + f_Y(-\sqrt{u})], \quad u \in [0, \infty) && \text{(simplifying)}
 \end{aligned}$$

Note that this can get more complicated if the support is not symmetric around zero.

- (f) Example. Consider a random variable X with CDF $F_X(x)$ and support $(-2, 4)$. Find an expression for $f_W(w)$, where $W = |X|$.

$$\begin{aligned}
 P_W(W \leq w) &= P_W(|X| \leq w) && \text{(plugging in for } W\text{)} \\
 &= \begin{cases} P_X(-w \leq X \leq w) & \text{if } w \in [0, 2) \\ P_X(X \leq w) & \text{if } w \in [2, 4) \end{cases} && \text{(isolating } X\text{)} \\
 &= \begin{cases} F_X(w) - F_X(-w) & \text{if } w \in [0, 2) \\ F_X(w) & \text{if } w \in [2, 4) \end{cases} && \text{(by our properties of CDFs)} \\
 f_W(w) &= \begin{cases} f_X(w) + f_X(-w) & \text{if } w \in [0, 2) \\ f_X(w) & \text{if } w \in [2, 4) \end{cases} && \text{(differentiating w.r.t. } u\text{)}
 \end{aligned}$$

In this case, we have to pay close attention to which values in X map to which values in W . For values in $(-2, 2]$, the support of X is “folded,” with two values of X mapping to a value in W . For values in $(2, 4)$, however, only one value in X is mapped to W .

- (g) Theorem. Suppose we have a continuous random variable Y , and a $U = g(Y)$ is a strictly increasing or strictly decreasing function of Y . Then the PDF of U is given by

$$f_U(u) = f_Y(g^{-1}(u)) \left| \frac{dg^{-1}(u)}{du} \right|$$

- (h) Aside. This follows directly from the method outlined above:

- If $g'(Y) > 0$, then $P_U(g(Y) \leq u) = P_Y(Y \leq g^{-1}(u)) = F_Y(g^{-1}(u))$ and $\frac{dg^{-1}(u)}{du} > 0$
- If $g'(Y) < 0$, then $P_U(g(Y) \leq u) = P_Y(Y \geq g^{-1}(u)) = 1 - F_Y(g^{-1}(u))$ and $\frac{dg^{-1}(u)}{du} < 0$

This method can save a bit of time, however, if you’re given a strictly increasing or decreasing function.

- (i) Example. Suppose we have a random variable Y which measures tons of sugar refined per day. The distribution of Y is given by

$$f_Y(y) = 2y \quad y \in [0, 1]$$

Suppose it costs the company \$300 per ton to refine sugar, with fixed costs of \$100 per day. Then the daily profit in hundreds of dollars is $U = 3Y - 1$. Find the PDF of U

$$U = g(Y) = 3Y - 1 \quad (\text{the transformation})$$

$$Y = g^{-1}(U) = \frac{U + 1}{3} \quad (\text{solving for } Y)$$

$$\frac{\partial g^{-1}(U)}{\partial U} = \frac{1}{3} \quad (\text{differentiating w.r.t. } U)$$

$$f_U(u) = 2 \left(\frac{u + 1}{3} \right) \cdot \left| \frac{1}{3} \right| \quad (\text{employing our theorem})$$

$$= \frac{2}{9}(u + 1) \quad u \in (-1, 2)$$

- (j) Aside. We will probably be required to know several transformations by heart, which many students have seen before. While we're getting ahead of ourselves a bit (some of these are multivariate transformations), these are worth knowing:

i. If $X \sim N(\mu, \sigma^2)$, then $\left(\frac{X - \mu}{\sigma}\right) \sim N(0, 1)$

ii. If $Z \sim N(0, 1)$, then $Z^2 \sim \chi_{(1)}^2$

iii. If $Y \sim \chi_{(k)}^2$ and $W \sim \chi_{(v)}^2$ are independent, then $Y + W \sim \chi_{(k+v)}^2$

iv. If $Z \sim N(0, 1)$ and $Y \sim \chi_{(k)}^2$ are independent, then $\frac{Z}{\sqrt{Y/k}} \sim t_{(k)}$

v. If $U_1 \sim \chi_{(k_1)}^2$ and $U_2 \sim \chi_{(k_2)}^2$ are independent, then $\frac{U_1/k_1}{U_2/k_2} \sim F_{(k_1, k_2)}$

Note once again the assumption of independence, which we will discuss in depth shortly.

7. Moments

- (a) Definition. The **expected value** of a random variable $g(X)$, denoted by $\mathbb{E}[g(X)]$, is given by:

$$\mathbb{E}[g(X)] = \begin{cases} \int_{-\infty}^{\infty} g(x)f_X(x)dx & \text{if } X \text{ is continuous} \\ \sum_x g(x)f_X(x) & \text{if } X \text{ is discrete} \end{cases}$$

so long as $\mathbb{E}[|g(X)|] < \infty$.

- (b) Aside. If $\mathbb{E}[|X|] < \infty$, then $\mathbb{E}[X]$ exists.

$$\mathbb{E}[X] = \int_{-\infty}^{\infty} x dF_X(x) = \int_0^{\infty} x dF_X(x) + \int_{-\infty}^0 x dF_X(x) = \underbrace{\int_0^{\infty} x dF_X(x)}_{=I_1} - \underbrace{\int_{-\infty}^0 (-x) dF_X(x)}_{=I_2}$$

$$\mathbb{E}[|X|] = \int_0^{\infty} x dF_X(x) + \int_{-\infty}^0 |x| dF_X(x) = \int_0^{\infty} x dF_X(x) + \int_{-\infty}^0 (-x) dF_X(x) = I_1 + I_2$$

- (c) Example. Find the expected value of X , where X is distributed exponentially (β), i.e., $f_X(x) = \beta e^{-\beta x}$, $0 \leq x < \infty$.

$$\begin{aligned} \mathbb{E}[X] &= \int_0^\infty x\beta e^{-\beta x} dx && \text{(by def. of } \mathbb{E}) \\ &= [x(-e^{-\beta x})]_0^\infty + \int_0^\infty e^{-\beta x} dx && \text{(by integration by parts)} \\ &= 0 + \int_0^\infty e^{-\beta x} dx && (e^{-\beta x} \rightarrow 0 \text{ faster than } x \text{ grows)} \\ &= \left[-\frac{1}{\beta} e^{-\beta x} \right]_0^\infty && \text{(taking the integral)} \\ \mathbb{E}[X] &= \frac{1}{\beta} && \text{(evaluating)} \end{aligned}$$

- (d) Integral by Parts.

If $f, g : [a, b] \rightarrow \mathbb{R}$ are integrable on $[a, b]$ and have antiderivative F, G on $[a, b]$, then

$$\int_a^b F(x)g(x)dx = [F(b)G(b) - F(a)G(a)] - \int_a^b f(x)G(x)dx$$

Proof. Let $H(x) := F(x)G(x)$. Then $H'(x) = f(x)G(x) + F(x)g(x)$. It follows from Fundamental Theorem of Calculus that $\int_a^b H'(x)dx = H(b) - H(a)$ \square

- (e) Theorem (CB THM 2.2.5). Expectations are linear, i.e., for a random variable X and any constants a, b , and c ,

$$\mathbb{E}[ag(X) + bh(X) + c] = a\mathbb{E}[g(X)] + b\mathbb{E}[h(X)] + c$$

- (f) Definition. For each integer n , the n th **moment** of X , m_n , is

$$m_n = \mathbb{E}[X^n]$$

The n th **central moment**, μ_n , is

$$\mu_n = \mathbb{E}[(X - \mu)^n]$$

Where $m_1 = \mu_1 = \mathbb{E}[X]$.

- (g) Definition. The **variance** of a random variable X is defined to be the expectation:

$$\text{Var}[X] = \mathbb{E}[(X - \mathbb{E}[X])^2]$$

This can equivalently be written as $\text{Var}[X] = \mathbb{E}[X^2] - (\mathbb{E}[X])^2$.

- (h) Theorem (CB THM 2.3.4). If X is a random variable with finite variance, then for any constants a and b ,

$$\text{Var}[aX + b] = a^2\text{Var}[X]$$

- (i) Aside. There are other moments, e.g., skewness (a third) and kurtosis (a fourth).

- (j) Definition. Let X be a random variable with CDF $F_X(x)$. The **moment generating function** or MGF of X , denoted by $M_X(t)$, is given by

$$M_X(t) = \mathbb{E}[e^{tx}]$$

if the expectation exists for t in the neighborhood of 0.

(k) Example. Find the MGF for a random variable Z with PDF $\phi(z) = \frac{1}{\sqrt{2\pi}}e^{-\frac{1}{2}z^2}$, $z \in (-\infty, \infty)$:

$$\begin{aligned}\mathbb{E}[e^{tZ}] &= \int_{-\infty}^{\infty} e^{tz} \cdot \frac{1}{\sqrt{2\pi}}e^{-\frac{1}{2}z^2} dz && \text{(finding the expected value)} \\ &= e^{\frac{1}{2}t^2} \int_{-\infty}^{\infty} \frac{1}{\sqrt{2\pi}}e^{-\frac{1}{2}(z-t)^2} dz && -\frac{1}{2}(z^2 - 2tz + t^2) - tz + \frac{1}{2}t^2 + tz = -\frac{1}{2}z^2 + tz \\ &= e^{\frac{1}{2}t^2} && \text{(Normal with mean } t \text{ and variance } 1)\end{aligned}$$

(l) Example. Find the MGF for a random variable $X \sim N(\mu, \sigma^2)$ with PDF $f_X(x) = \frac{1}{\sqrt{2\pi\sigma^2}}e^{-\frac{1}{2}\left(\frac{x-\mu}{\sigma}\right)^2}$. Let $z = g(x) = \frac{x-\mu}{\sigma}$. Then $x = g^{-1}(z) = z\sigma + \mu$ and $f_Z(z) = f_X(g^{-1}(z)) \cdot \left|\frac{dg^{-1}(z)}{dz}\right| = \frac{1}{\sqrt{2\pi}}e^{-\frac{1}{2}z^2}$.

$$\begin{aligned}\mathbb{E}[e^{tX}] &= \int_{-\infty}^{\infty} e^{tx} \frac{1}{\sqrt{2\pi\sigma^2}}e^{-\frac{1}{2}\left(\frac{x-\mu}{\sigma}\right)^2} \\ &= \int_{-\infty}^{\infty} e^{\mu t} \cdot e^{(\sigma t) \cdot z} \frac{1}{\sqrt{2\pi}}e^{-\frac{1}{2}z^2} \\ &= e^{\mu t} \cdot \mathbb{E}[e^{(\sigma t) \cdot z}] \\ &= e^{\mu t + \frac{1}{2}\sigma^2 t^2}\end{aligned}$$

(m) Aside. We call these moment generating functions because of the following property:

$$\mathbb{E}[X^n] = M_X^{(n)}(0) = \left. \frac{d^n}{dt^n} M_X(t) \right|_{t=0}$$

Assuming that we can exchange integrals and derivatives (which we can, almost always, in our classes during the first year), we can show that this is true for the expected value:

$$\begin{aligned}\frac{d}{dt} M_X(t) &= \frac{d}{dt} \int_{-\infty}^{\infty} e^{tx} f_X(x) dx \\ &= \int_{-\infty}^{\infty} \left(\frac{d}{dt} e^{tx} \right) f_X(x) dx \\ &= \int_{-\infty}^{\infty} x e^{tx} f_X(x) dx \\ &= \mathbb{E}[X e^{tX}] \\ \frac{d}{dt} M_X(t) \Big|_{t=0} &= \mathbb{E}[X e^{tX}] \Big|_{t=0} \\ &= \mathbb{E}[X]\end{aligned}$$

Proceeding via induction, we could prove that this holds for any integer n , supposing that the MGF exists. In other words, we could use MGFs to give us any/all non-central moments m_n .

(n) Example. Consider the MGF of the exponential RV we found above:

$$M_X(t) = e^{\mu t + \frac{1}{2}\sigma^2 t^2}$$

$$M_X^{(1)}(t) = e^{\mu t + \frac{1}{2}\sigma^2 t^2} \cdot (\mu + \sigma^2 t) \quad (\text{differentiating w.r.t. } t)$$

$$M_X^{(1)}(0) = \mu$$

$$M_X^{(2)}(t) = e^{\mu t + \frac{1}{2}\sigma^2 t^2} \cdot (\mu + \sigma^2 t)^2 + e^{\mu t + \frac{1}{2}\sigma^2 t^2} \cdot \sigma^2 \quad (\text{differentiating w.r.t. } t \text{ twice})$$

$$M_X^{(2)}(0) = \mu^2 + \sigma^2$$

(o) Example. A variable X is lognormally distributed if $Y = \ln(X)$ is normally distributed with μ and σ^2 , i.e. $f_Y(y) = \frac{1}{\sqrt{2\pi\sigma^2}} e^{-\frac{1}{2}\left(\frac{y-\mu}{\sigma}\right)^2}$. Let $x = g(y) = e^y$ and $y = g^{-1}(x) = \ln(x)$. Then

$$f_X(x) = f_Y(g^{-1}(x)) \cdot \left| \frac{dg^{-1}(x)}{dx} \right| = \frac{1}{\sqrt{2\pi\sigma^2} \cdot x} e^{-\frac{1}{2}\left(\frac{\ln(x)-\mu}{\sigma}\right)^2}$$

We know that $M_Y(t) = e^{\mu t + \frac{1}{2}\sigma^2 t^2}$.

$$\mathbb{E}[X^t] = \mathbb{E}[e^{tY}] = M_Y(t) = e^{\mu t + \frac{1}{2}\sigma^2 t^2}$$

$$\mathbb{E}[X] = e^{\mu + \frac{1}{2}\sigma^2}$$

$$\mathbb{E}[X^2] = e^{2\mu + 2\sigma^2}$$

$$V(X) = (e^{\sigma^2} - 1) \cdot e^{2\mu + \sigma^2}$$

8. Multiple Random Variables

(a) Definition. Let (X, Y) be a discrete, bivariate, random vector. Then the function $f_{XY}(x, y) : \mathbb{R}^2 \rightarrow \mathbb{R}$ defined by

$$f_{XY}(x, y) = P(X = x, Y = y)$$

is the **joint probability mass function**.

(b) Example. Consider the following table with associated probabilities for discrete random variables X and Y , where each may take on values in the set $\{1, 2, 3\}$:

		X		
		1	2	3
Y	1	0	1/8	1/4
	2	1/12	1/4	0
	3	1/6	1/8	0

This is a table representation of a joint PMF, which could be written out as a nine-element piecewise function. Each cell contains the probability $P(X = x_i, Y = y_j)$, e.g., $P(X = 1, Y = 1) = 0$ and $P(X = 3, Y = 1) = 1/4$.

(c) Definition. Given a discrete bivariate PMF $f_{XY}(x, y)$, the **marginal PMFs** of X and Y , denoted $f_X(x) = P(X = x)$ and $f_Y(y) = P(Y = y)$, are given by

$$f_X(x) = \sum_{y \in \text{Range}(Y)} f_{XY}(x, y) \quad \text{and} \quad f_Y(y) = \sum_{x \in \text{Range}(X)} f_{XY}(x, y)$$

- (d) Example. Consider the distribution from the preceding example. To find the marginal PMF of Y , we sum across the rows:

		X			
		1	2	3	$f_Y(y)$
Y	1	0	1/8	1/4	3/8
	2	1/12	1/4	0	1/3
	3	1/6	1/8	0	7/24

$$f_Y(y) = \begin{cases} 3/8 & \text{if } Y = 1 \\ 1/3 & \text{if } Y = 2 \\ 7/24 & \text{if } Y = 3 \end{cases}$$

Analogously, to find the marginal PMF of X , we would sum over the values in each column.

- (e) Definition. If (X, Y) is a continuous, bivariate, random vector, then $f_{XY}(x, y)$ is the **joint probability density function** if for every $A \in \mathbb{R}^2$:

$$P\{(X, Y) \in A\} = \iint_A f_{XY}(x, y) dx dy$$

- (f) Example. The bivariate uniform PDF, where $x \in [0, 1]$ and $y \in [0, 1]$, is given by

$$f_{X,Y}(x, y) = \mathbb{I}\{(x, y) \in [0, 1] \times [0, 1]\} = \begin{cases} 1 & \text{if } x \in [0, 1] \text{ and } y \in [0, 1] \\ 0 & \text{else} \end{cases}$$

- (g) Definition. Given a continuous bivariate PDF $f_{XY}(x, y)$, the **marginal PDFs** of X and Y are given by

$$f_X(x) = \int_{-\infty}^{\infty} f_{XY}(x, y) dy \quad \text{and} \quad f_Y(y) = \int_{-\infty}^{\infty} f_{XY}(x, y) dx$$

- (h) Example. Consider the joint PDF

$$f_{XY}(x, y) = e^{-y} \cdot \mathbb{I}\{0 < x < y < \infty\} = \begin{cases} e^{-y} & \text{if } 0 < x < y < \infty \\ 0 & \text{else} \end{cases}$$

Then the marginal PDF of X can be found:

$$\begin{aligned} f_X(x) &= \int_x^{\infty} e^{-y} dy && \text{(integrating out } Y) \\ &= -e^{-y} \Big|_x^{\infty} && \text{(taking the integral)} \\ &= 0 - (-e^{-x}) && \text{(evaluating)} \end{aligned}$$

$$f_X(x) = e^{-x} \cdot \mathbb{I}\{x \in (0, \infty)\} = \begin{cases} e^{-x} & \text{if } x \in (0, \infty) \\ 0 & \text{otherwise} \end{cases}$$

- (i) Definition. Let (X, Y) be a continuous (discrete) bivariate random vector with joint PDF (PMF) $f_{XY}(x, y)$ and marginal PDFs (PMFs) $f_X(x)$ and $f_Y(y)$. Then for any x such that $f_X(x) > 0$, the **conditional PDF (PMF)** of Y given $X = x$ is given by

$$f_{Y|X}(y|x) = \frac{f_{XY}(x, y)}{f_X(x)}$$

- (j) Example. Given the joint PDF $f_{XY}(x, y) = e^{-y}$, where $0 < x < y < \infty$, find the conditional distribution of Y given $X = x$.

$$f_X(x) = e^{-x} \cdot \mathbb{I}\{x \in (0, \infty)\} \quad (\text{from the previous example})$$

$$f_{Y|X}(y|x) = \frac{f_{XY}(x, y)}{f_X(x)} \quad (\text{by definition})$$

$$= \frac{e^{-y}}{e^{-x}} \quad (\text{plugging in the PDFs})$$

$$f_{Y|X}(y|x) = e^{-(y-x)} \cdot \mathbb{I}\{y \geq x\} = \begin{cases} e^{-(y-x)} & \text{if } y \geq x \\ 0 & \text{otherwise} \end{cases} \quad (\text{simplifying})$$

- (k) Definition. Let (X, Y) be a bivariate random vector with joint PDF or PMF $f_{XY}(x, y)$ and marginal PDFs or PMFs $f_X(x)$ and $f_Y(y)$. Then X and Y are **independent random variables** if for every $x \in \mathbb{R}$ and $y \in \mathbb{R}$,

$$f_{XY}(x, y) = f_X(x)f_Y(y)$$

- (l) Aside. This is the formal definition of independence. If we need to show two variables are *not* independent, we must appeal to this definition. To show independence, however, we can rely on a simpler theorem.

- (m) Theorem. X and Y are independent random variables if and only if there exist functions $g(x)$ and $h(y)$ such that for all $x \in \mathbb{R}$ and $y \in \mathbb{R}$,

$$f_{XY}(x, y) = g(x)h(y)$$

- (n) Aside. This gives us a weaker condition to check, as it does not require the use of integrals or sums—we don't need to actually find the marginal distributions.

- (o) Example. We can show that the RVs are independent for the joint PDF:

$$f_{XY}(x, y) = \frac{1}{384}x^2y^4e^{-y-(x/2)} \cdot \mathbb{I}\{x > 0 \wedge y > 0\} = \begin{cases} \frac{1}{384}x^2y^4e^{-y-(x/2)} & \text{if } x > 0 \wedge y > 0 \\ 0 & \text{otherwise} \end{cases}$$

Trying to integrate this might be difficult. Instead, we can use the theorem above:

$$\frac{1}{384}x^2y^4e^{-y-(x/2)} = \left(\frac{y^4e^{-y}}{384}\right) \cdot \mathbb{I}\{y > 0\} \cdot (x^2e^{-x/2}) \cdot \mathbb{I}\{x > 0\}$$

Because the PDF can be factored into two functions, one solely of X , and one solely of Y , X and Y are independent.

What about the PDF from before?

$$f_{XY}(x, y) = \begin{cases} e^{-y} & \text{if } 0 < x < y < \infty \\ 0 & \text{else} \end{cases} = e^{-y} \cdot \mathbb{I}\{0 < x < y < \infty\}$$

Even though the PDF looks like it could be factored, we have dependence in the support. We clearly can't factor the function. To rigorously prove that these variables are not independent however, we'd need to appeal to the definition.

Remark Note that $\mathbb{I}\{x > 0 \wedge y > 0\} = \mathbb{I}\{y > 0\} \cdot \mathbb{I}\{x > 0\}$.

(p) Aside. Note that we can extend the concepts above to more than two dimensions. For example, we can get a marginal distribution for a subset of n jointly distributed random variables by integrating/summing over the remaining (i.e., we could find the marginal PDF of X_1, \dots, X_k by integrating the joint PDF over X_{k+1}, \dots, X_n). Similarly, we could find a conditional PDF, e.g. $f(y|x_1, x_2, \dots, x_n)$, which may interest us later on in econometrics. For the purposes of the first year, however, you will rarely manipulate distributions with more than two random variables. There is at least one notable exception.

(q) Definition. Let X_1, \dots, X_n be random variables with joint PDF or PMF $f_{\mathbf{X}}(x_1, \dots, x_n)$ and let $f_{X_i}(x_i)$ denote the marginal PDF or PMF of X_i . Then if X_1, \dots, X_n are **mutually independent random variables** if for every (x_1, \dots, x_n)

$$f_{\mathbf{X}}(x_1, \dots, x_n) = \prod_{i=1}^n f_{X_i}(x_i)$$

(r) Definition. $\vec{\mathbf{X}}$ is jointly normally distributed with mean $\boldsymbol{\mu}$ and variance Σ if

$$f_{\vec{\mathbf{X}}}(\mathbf{x}) = \frac{1}{(\sqrt{2\pi})^n \sqrt{\det(\Sigma)}} e^{-\frac{1}{2}(\vec{\mathbf{x}} - \boldsymbol{\mu})^T \Sigma^{-1} (\vec{\mathbf{x}} - \boldsymbol{\mu})}$$

Remark

$$\vec{\mathbf{X}} \sim N(\boldsymbol{\mu}, \Sigma) \Rightarrow A\vec{\mathbf{X}} + \mathbf{b} \sim N(A\boldsymbol{\mu} + \mathbf{b}, A\Sigma A^T)$$

9. Multivariate Moments

(a) Definition. Expectations of functions of random vectors are analogous to the univariate case. For a real-valued function $g(x, y)$ defined on the support of a bivariate random vector (X, Y) , the expectation of $g(X, Y)$ is

$$\mathbb{E}[g(X, Y)] = \sum_{x \in \text{Range}(X)} \sum_{y \in \text{Range}(Y)} g(x, y) f_{XY}(x, y) \quad \text{if } (X, Y) \text{ is a discrete}$$

$$\mathbb{E}[g(X, Y)] = \int_{-\infty}^{\infty} \int_{-\infty}^{\infty} g(x, y) f_{XY}(x, y) dx dy \quad \text{if } (X, Y) \text{ is continuous}$$

(b) Definition. Let Y conditional on $X = x$ follow the distribution $f_{Y|X}(y|x)$. If $g(Y)$ is a real-valued function of Y , then the **conditional expectation** of $g(Y)$ given that $X = x$ is given by

$$\mathbb{E}[g(Y)|X = x] = \sum_{y \in \text{Range}(Y)} g(y) f_{Y|X}(y|x) dy \quad \text{if } Y \text{ is discrete}$$

$$\mathbb{E}[g(Y)|X = x] = \int_{-\infty}^{\infty} g(y) f(y|x) dy \quad \text{if } Y \text{ is continuous}$$

(c) Aside. Note that $\mathbb{E}[Y|X = x]$ is a value, i.e., the mean of Y given that we observe $X = x$. We also frequently use the expected value $\mathbb{E}[Y|X]$, which is a random variable—we don't know what the mean is until we know the value of X . This is one of the relatively few times where making a sharp distinction between x and X is important to us.

Remark Assume that $\text{Range}(X) = \{x_1, x_2, \dots, x_J\}$. If $\mathbb{E}|Y| < \infty$, then

$$\mathbb{E}(Y|X) = \sum_{x \in \text{Range}(X)} \mathbb{E}(Y|X = x) \cdot \mathbb{I}\{X = x\}$$

(d) Conditional Expectation Function Decomposition. If $\mathbb{E}|Y| < \infty$, then

$$\varepsilon = Y - \mathbb{E}(Y|\vec{\mathbf{X}})$$

(e) Law of Iterated Expectations. If $\mathbb{E}|Y| < \infty$, then for any random vector $\vec{\mathbf{X}}$,

$$\mathbb{E}[Y] = \mathbb{E}\left[\mathbb{E}[Y|\vec{\mathbf{X}}]\right]$$

If $\mathbb{E}|Y| < \infty$, then for any random vector $\vec{\mathbf{X}}_1, \vec{\mathbf{X}}_2$,

$$\mathbb{E}[Y|\vec{\mathbf{X}}_1] = \mathbb{E}\left[\mathbb{E}[Y|\vec{\mathbf{X}}_1, \vec{\mathbf{X}}_2] \mid \vec{\mathbf{X}}_1\right]$$

(f) Conditioning Theorem. If $\mathbb{E}|Y| < \infty$, then for any random vector \mathbf{X} ,

$$\mathbb{E}[g(\vec{\mathbf{X}})Y|\vec{\mathbf{X}}] = g(\vec{\mathbf{X}})\mathbb{E}[Y|\vec{\mathbf{X}}]$$

If in addition $\mathbb{E}|g(\mathbf{X})Y| < \infty$, then

$$\mathbb{E}[g(\vec{\mathbf{X}})Y] = \mathbb{E}\left[g(\vec{\mathbf{X}})\mathbb{E}[Y|\vec{\mathbf{X}}]\right]$$

(g) Aside. From CEF decomposition,

$$\mathbb{E}(\varepsilon|\vec{\mathbf{X}}) = 0$$

(h) Definition. Given the conditions above, the **conditional variance** of Y given $X = x$

$$\text{Var}[Y|X = x] = \mathbb{E}[Y^2|X = x] - \mathbb{E}[Y|X = x]^2$$

(i) Definition. The **covariance** of X and Y is the number defined by

$$\text{Cov}(X, Y) = \mathbb{E}[(X - \mu_x)(Y - \mu_y)]$$

(j) Aside. Note that we frequently employ a simpler formula, analogous to our alternative formula for the univariate variance:

$$\text{Cov}(X, Y) = \mathbb{E}[XY] - \mathbb{E}[X]\mathbb{E}[Y]$$

(k) Aside. From CEF decomposition, for any real-valued function $h : \text{Range}(\mathbf{X}) \rightarrow \mathbb{R}$,

$$\text{Cov}\left(\mathbb{E}(\varepsilon|\vec{\mathbf{X}}), h(\vec{\mathbf{X}})\right) = 0$$

(l) Definition. The **correlation** of X and Y is the number defined by

$$\rho_{XY} = \frac{\text{Cov}(X, Y)}{\sigma_X \sigma_Y}$$

(m) Aside. Note that the correlation is always between -1 and 1, and is the “unit-less” version of the covariance, where $\rho = -1$ and $\rho = 1$ represent perfect linear relationships between X and Y . As always, note that correlations only measure *linear* relationships.

(n) Theorem. If X and Y are any two random variables and a and b are any two constants, then

$$\text{Var}(aX + bY) = a^2\text{Var}(X) + b^2\text{Var}(Y) + 2ab\text{Cov}(X, Y)$$

(o) Theorem. If X and Y are independent random variables, then the following are satisfied:

i. If $g(x)$ is a function only of x and $h(y)$ is a function only of y , then

$$\mathbb{E}[g(X)h(Y)] = \mathbb{E}[g(X)]\mathbb{E}[h(Y)]$$

ii. $\text{Cov}(X, Y) = 0$

(p) Aside. Note that independence implies these hold, but not the other way around. Pay particular attention to the fact that $\text{Cov}(X, Y) = 0$ DOES NOT imply independence.

(q) Definition. The **conditional covariance** of Y and Z given $X = x$ is the number defined by

$$\text{Cov}(Y, Z | \vec{\mathbf{X}} = \mathbf{x}) = \mathbb{E} \left[\left(Y - \mathbb{E}(Y | \vec{\mathbf{X}} = \mathbf{x}) \right) \cdot \left(Z - \mathbb{E}(Z | \vec{\mathbf{X}} = \mathbf{x}) \right) \mid \vec{\mathbf{X}} = \mathbf{x} \right]$$

Covariance Decomposition

$$\begin{aligned} \text{Cov}(Y, Z | \vec{\mathbf{X}}) &= \mathbb{E} \left[YZ | \vec{\mathbf{X}} \right] - \mathbb{E} \left[Y | \vec{\mathbf{X}} \right] \cdot \mathbb{E} \left[Z | \vec{\mathbf{X}} \right] \\ \mathbb{E} \left[\text{Cov}(Y, Z | \vec{\mathbf{X}}) \right] &= \mathbb{E}(YZ) - \mathbb{E} \left(\mathbb{E} \left[Y | \vec{\mathbf{X}} \right] \cdot \mathbb{E} \left[Z | \vec{\mathbf{X}} \right] \right) \\ \text{Cov} \left(\mathbb{E} \left[Y | \vec{\mathbf{X}} \right] \cdot \mathbb{E} \left[Z | \vec{\mathbf{X}} \right] \right) &= \mathbb{E} \left(\mathbb{E} \left[Y | \vec{\mathbf{X}} \right] \cdot \mathbb{E} \left[Z | \vec{\mathbf{X}} \right] \right) - \mathbb{E}(Y) \cdot \mathbb{E}(Z) \\ \mathbb{E} \left[\text{Cov}(Y, Z | \vec{\mathbf{X}}) \right] &= \mathbb{E}(YZ) - \mathbb{E}(Y) \cdot \mathbb{E}(Z) - \text{Cov} \left(\mathbb{E} \left[Y | \vec{\mathbf{X}} \right] \cdot \mathbb{E} \left[Z | \vec{\mathbf{X}} \right] \right) \\ \text{Cov}(Y, Z) &= \text{Cov} \left(\mathbb{E} \left[Y | \vec{\mathbf{X}} \right] \cdot \mathbb{E} \left[Z | \vec{\mathbf{X}} \right] \right) + \mathbb{E} \left[\text{Cov}(Y, Z | \vec{\mathbf{X}}) \right] \end{aligned}$$

Variance Decomposition

$$\text{Var}(Y) = \text{Var} \left(\mathbb{E}[Y | \vec{\mathbf{X}}] \right) + \mathbb{E} \left[\text{Var}(Y | \vec{\mathbf{X}}) \right]$$

(r) Aside.

i. X, Y normal and $\text{Cov}(X, Y) = 0 \rightarrow X \perp\!\!\!\perp Y$

(Counter Example) $X \sim N(0, 1)$, $\mathbf{P}_Z(Z = 1) = \mathbf{P}_Z(Z = -1) = \frac{1}{2}$, $Y := XZ$.

$$\begin{aligned} \mathbf{P}_Y(Y \leq y) &= \mathbf{P}_Y(Y \leq y | Z = 1)\mathbf{P}_Z(Z = 1) + \mathbf{P}_Y(Y \leq y | Z = -1)\mathbf{P}_Z(Z = -1) \\ &= \mathbf{P}_X(X \leq y) \cdot \frac{1}{2} + \mathbf{P}_X(X \geq -y) \cdot \frac{1}{2} = \Phi(y) \cdot \frac{1}{2} + \Phi(-y) \cdot \frac{1}{2} = \Phi(y) \end{aligned}$$

ii. $\text{Cov}(X, Y) = 0 \rightarrow X \perp\!\!\!\perp Y$

iii. $\mathbb{E}(U|X) = \mathbb{E}(U) \rightarrow X \perp\!\!\!\perp U$

(Counter Example) $X, \epsilon \sim N(0, 1)$, $X \perp\!\!\!\perp \epsilon$, $U = \epsilon X$, $U|X \sim N(0, X^2)$

iv. X, Y joint normal and $\text{Cov}(X, Y) = 0 \Leftrightarrow X \perp\!\!\!\perp Y$

v. $\mathbb{E}(Y|X) = \mathbb{E}(Y) \Rightarrow \text{Cov}(X, Y) = 0$

Proof.

$$\begin{aligned} \text{Cov}(X, Y) &= \mathbb{E} \left[(X - \mathbb{E}(X)) \cdot (Y - \mathbb{E}(Y)) \right] = \mathbb{E} \left[\mathbb{E} \left[(X - \mathbb{E}(X)) \cdot (Y - \mathbb{E}(Y)) \mid X \right] \right] \\ &= \mathbb{E} \left[(X - \mathbb{E}(X)) \cdot \mathbb{E} \left[(Y - \mathbb{E}(Y)) \mid X \right] \right] = \mathbb{E} \left[(X - \mathbb{E}(X)) \cdot (\mathbb{E}(Y|X) - \mathbb{E}(Y)) \right] = 0 \end{aligned}$$

□